

Formula Student Germany 2025

Team Briefing Wednesday, August 20th



General Information



- Vehicle with wings: two “wingmen” needed (one on each side)
- EBS Test on request at Start/Finish Line
 - Opening times
 - Morning: 09:00 – 12:45
 - Afternoon: 14:00 – 19:15
 - Entry & Exit via Gate 2-a

Static Events



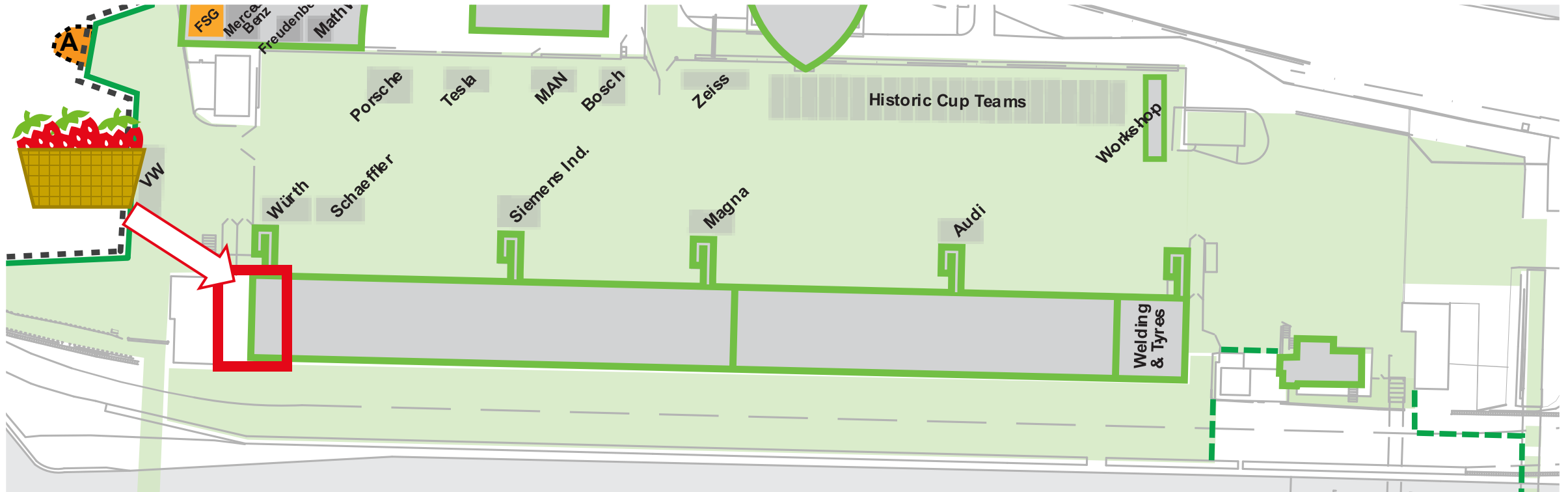
Cost & Design:

- Check your team's judging times on today.formulastudent.de (logged-in)
- Be at the "Erdbeerkörbchen/Strawberry Basket" in time (**min. 1h before the judging slot**)
- Check entrance for team members and the vehicle in advance
- No use of the second elevator

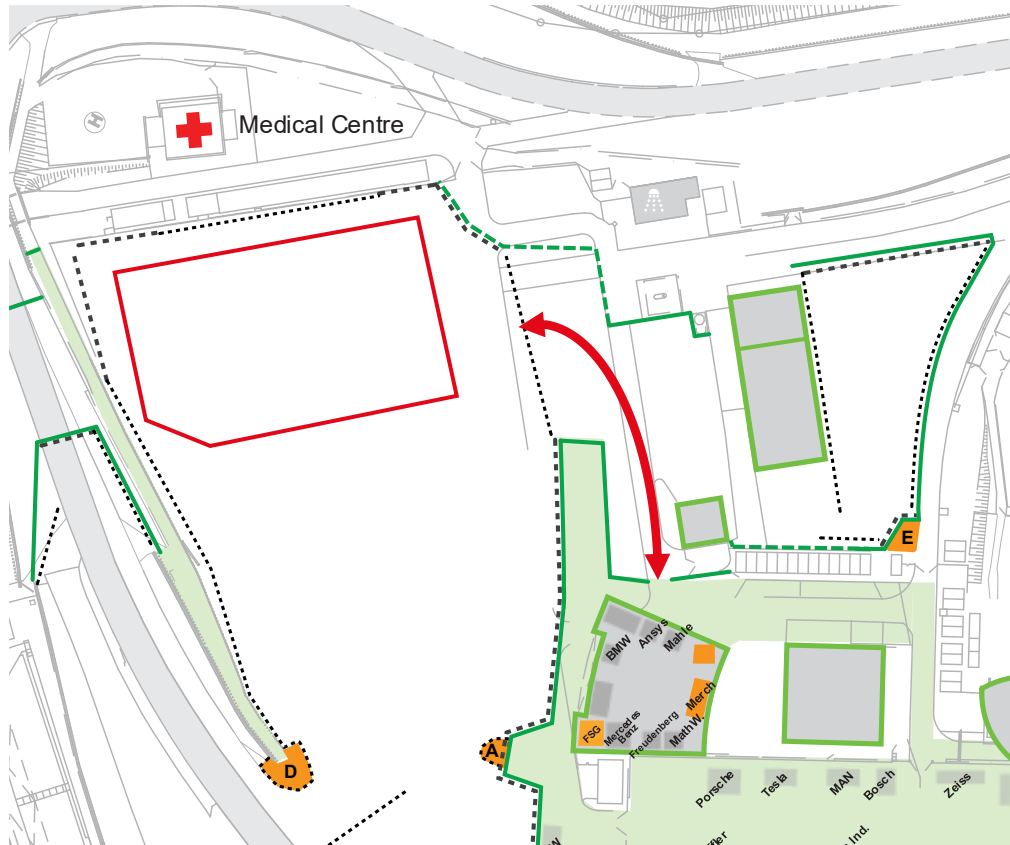


Important Information available via
today.formulastudent.de!

Erdbeerkörbchen/Strawberry Basket



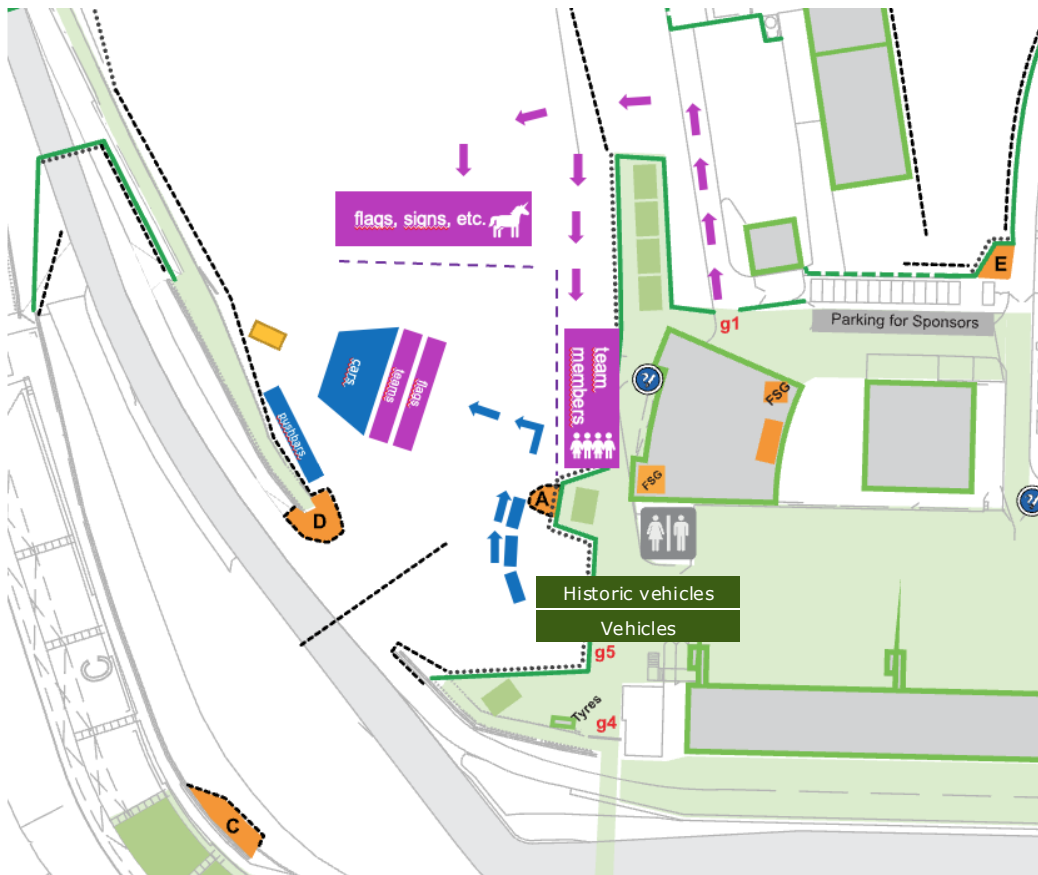
Dynamics – Test Area



Test Area (DV + MV + Historic)

- Dynamic A: 13:00 – 18:30
- Access & Exit via gate 1
- Track time 3 - 5 min / run
- Running order is list based, sign in at the marshals
- After testing please take all your equipment with you

Panoramic Picture incl. Historic cars



- Entrance **vehicles** gate 5
- Entrance team members gate 1
- **Staging for historic vehicles 18:45**
- **Start staging for vehicles 19:00**
- **Start staging team 19:30**
- **Make sure to be punctual**
- Flags are allowed but will be staged as last in the back of the picture
- Please, follow the Official's instructions
- A second picture is taken with only the historic vehicles.

Historic vehicles to be staged in the front row!

Behind-the-Scenes Tour



- Target Group: Team members in their last FS season, who want to volunteer in the next years as FSG
- Date: Sat, August 23th 2:30 pm
- Register via mail:
behind-the-scenes@formulastudent.de
- Seats are limited: first come, first server

Merchandise



- New Merchandise Collection this year!
- Start: Wed, August 20th 3:00 pm – and from then on the whole week
- Where: FSG Forum, Counter
- The collection is limited: so be quick!



20

- Please fill out the form with your team's music and commentator information for crazy20: <https://fsg.one/9UZNE>
- Also check the procedure for the crazy20: <https://fsg.one/crazy20-procedure>