

Formula Student Germany

Team Briefing
Sunday, August 11th 2019





Schedule – August 11th 2019

Highlights



06:00 - 17:00	CV,DV,EV	Recreation Tent available	Recreation Tent
06:00 - 19:00	DV,EV	Charging Tent available	Charging Tent
06:00 - 19:00	CV,DV, EV	Pits available	Pits
07:15 - 12:30	CV,DV,EV	Event Control	Event Control
07:15 - 18:00	CV,DV,EV	Ticket Centre	Ticket Centre
07:30 - 07:50	CV,DV,EV	Team Briefing	Marquee Above Pits
08:00 - 08:30	CV,EV	Endurance Course Walk	Dynamic Area
08:00 - 18:00	CV,DV,EV	Welding Station	Welding Station
08:30 - 15:00	CV,EV	Practice Track / Engine Test	Dynamic Area
08:45 - 16:00	CV,EV	Endurance	Dynamic Area
12:00 - 19:00	CV,DV,EV	Dismantling of Pits	Pits
14:00 - 19:00	CV,DV,EV	Event Control	Event Control
20:00 - 21:00	CV,DV,EV	Awards Ceremony - Part II	Marquee Above Pits
21:00 - 23:59	CV,DV,EV	MAHLE-Party	Marquee Above Pits

FSC


Endurance

FSE

Endurance

FSG

Awards Ceremony - Part II



FORMULA STUDENT GERMANY



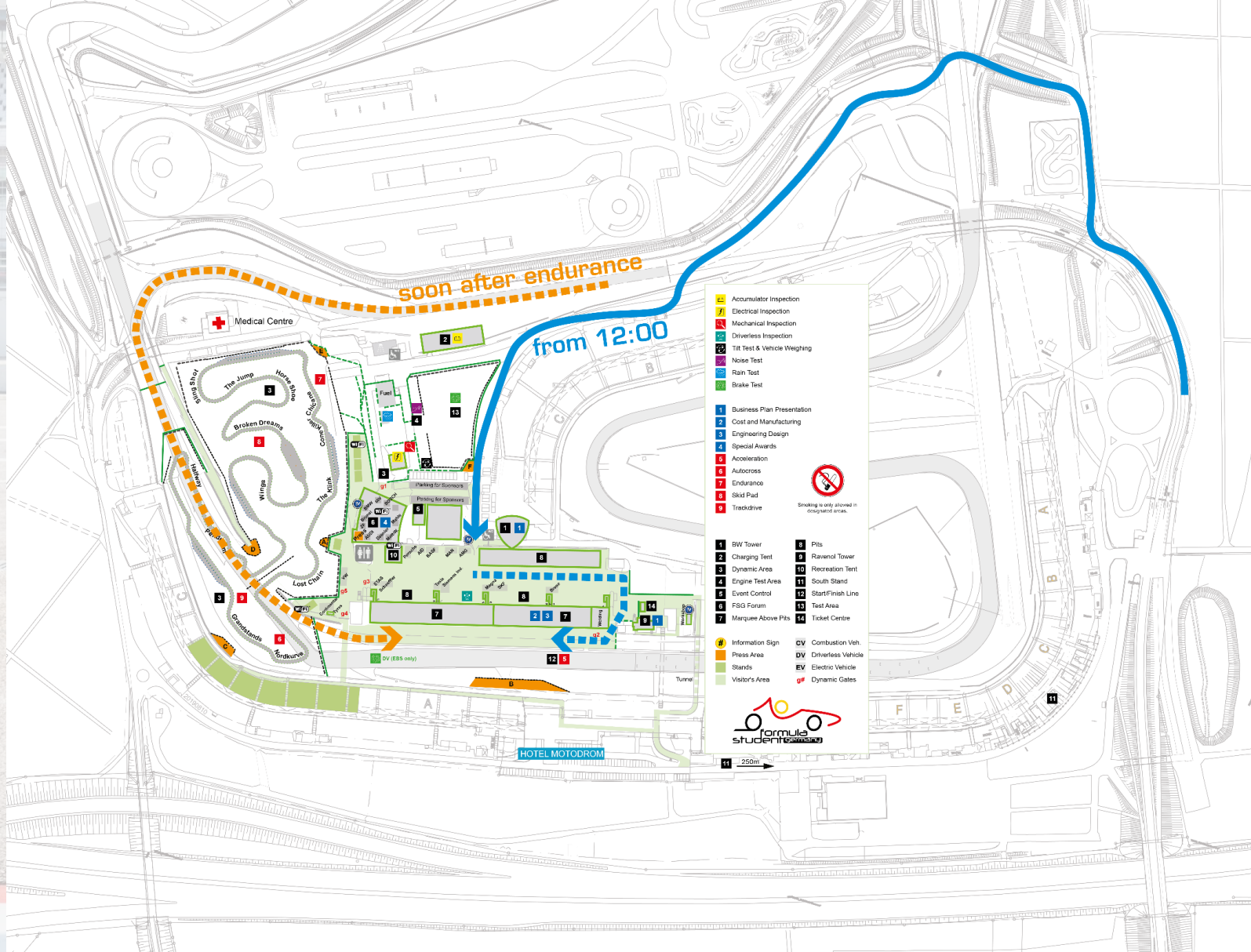
Pit clearance procedure / truck loading

- dismantling and clearing the pits starts at 12:00 am
- one truck may enter **once** with a pink entrance pass through the main gate
- after Endurance an additional route will be opened to access the pits from the pitlane



Pit clearance procedure

- get your MAHLE Party vouchers @ Event Control when:
 - pit is cleared (confirmed by Pit Marshals)
 - timekeeping tags are returned (3 per car)
 - Energy Meter (+ cable if lent) are returned
 - press vests are returned (if lent)
- please return items 2-4 altogether after pit is cleared
- Pit Marshals will check the status of the pits regularly (no request required).
- confiscated equipment and Lost & Found can be picked up @ scrutineering for one hour after parc fermé ends.



General info for Endurance

- Starting order: slowest car first - fastest car last
- 3 sessions - morning, afternoon and final
- Out of order running is only possible in the same session
- Running order / readiness: first **58** cars to be ready to race directly after coursewalk (all teams from top of the list up to car number **40 Eindhoven TU**)
- track length: app. 1200 m
- total Number of laps: 18 laps per vehicle




Flags: Endurance



GO – GO – GO !!!



driver must pull into the designated passing zone and follow the track marshals signals at the end of the passing zone



danger, the driver must slow down and prepare to stop



come to an immediate safe and controlled stop on the course and follow track marshal's directions



mechanical black flag, pull into the driver change area for a mechanical inspection



pull into the driver change area for discussion with the officials concerning an incident



the track is slippery

LAST LAP

for each driver will be displayed



your run is over



Flags: Endurance

- stay cool & calm
- Track marshal **will** contact you
- Track marshal **will** stay with you / give you signals
 - when you can re-enter the track
- Track marshal **will** push you to a safe area
- There you **will** have the allowed time (1 Lap) to restart your car
- Track marshal **will not** switch off any main switches
- for FSE Cars: the driver needs to **switch off** the **Tractive System** via the cockpit mounted Master Switch before being pushed to a safe area

Driver info for Endurance

- wait for a green flag at the end of the passing lane
- ignoring flags leads to a black flag
- be aware to turn into the pit area directly after the checkered flag
- after finishing the endurance, drive to the red cones in the exit lane and turn off the engine
- Re-fueling is guided by an official

■ Penalties

- cone down or out (DOO): 2 sec
- off course (OC): 10 sec
- missed slalom: 10 sec
- out of order running: 2 min
- note: all cones count, including gates and traffic lanes

Formula Student Germany

Team Briefing
Sunday, August 11th 2019

